

# CZONE®


# 2024

Marine

Emergency vehicle

Industrial

RV





# CZONE®

CZone is Smart Technology for your boat or RV. Intelligent and intuitive, CZone does the thinking for you so you can spend more time doing what you love.



## Vision

For over 15 years industry leading digital control and monitoring technology from CZone has revolutionized the control and management of electrical systems in the recreational and light commercial vessel industry, and become established in recreational, specialty and emergency vehicle markets across the globe. CZone provides complete control and monitoring of all electrical circuits through dedicated touch screen interfaces, integrated marine navigation displays, wirelessly via iPad or key fob remote, or remotely via telematics integration.

## Innovation

CZone offers system-wide functionality of your onboard systems onto a single screen or wireless device, while offering industry leading integration with suppliers from marine navigation displays, power storage and generation, and appliances like air-conditioning and more.

## Simplicity

CZone simplifies your boat or vehicle's onboard electrical system making it easier and more enjoyable.

## Reliability

CZone has proven durability, with over 15 years of installations in harsh marine environments through over 200 dedicated boat builders and technical installers.

## Global Service & Support

CZone has a broad network of technical dealers and distributors to support the installation and servicing of CZone systems across the globe. Regionally located logistics and technical competency centers ensure the global network is well supported.



# Table of Contents

## CZone Overview

---

CZone Overview	8
----------------	---

## Digital Control & Monitoring

---

CZone Displays	22
CZone Wireless Interface	26
CZone Control X	28
CZone RV1	30
CZone Control 1	32
CZone DDS	33
CZone Combination Output Interface (COI)	34
CZone DC Interfaces	36
CZone AC Interfaces	42

## Accessories

---

NMEA 2000 Network Components	46
RV-C Cabling	48
Terminal Blocks, Glands, Seals & Hole Plugs	48
Control 1, COI & DSB Accessories	48
CZone Smart Harnesses	48
Touch 5, 7 & 10 Accessories	49
Contact 6 & Contact 6 PLUS Accessories	49
CZone Waterproof Keypads	50
Network Interfaces	51
Push Button Switches, Rocker Switches & Accessories	52
Misc Accessories	53
Keypad Label Sets	55





# The future of boating is here.



# Ultimately expandable

Future proof your boat or RV with an intelligent platform.







### | CZONE SIMPLIFIES

Simplify your adventures with smart control and monitoring that removes the complexity of onboard systems.




### | ULTIMATELY EXPANDABLE

CZone is ultimately expandable and flexible for your everyday boat and RV life.

PHOTO COURTESY OF RIVIERA AUSTRALIA PTY LTD.


#### NIGHT ENTERTAINING

ANCHOR LIGHT  ON


ENTERTAINMENT  ON

SALOON LIGHTS  90%

BATTERIES  96%

SATELLITE RECEIVER  ON

SLIDE OUT  OPEN

SIDE STEP  OPEN

#### DAY LIVING

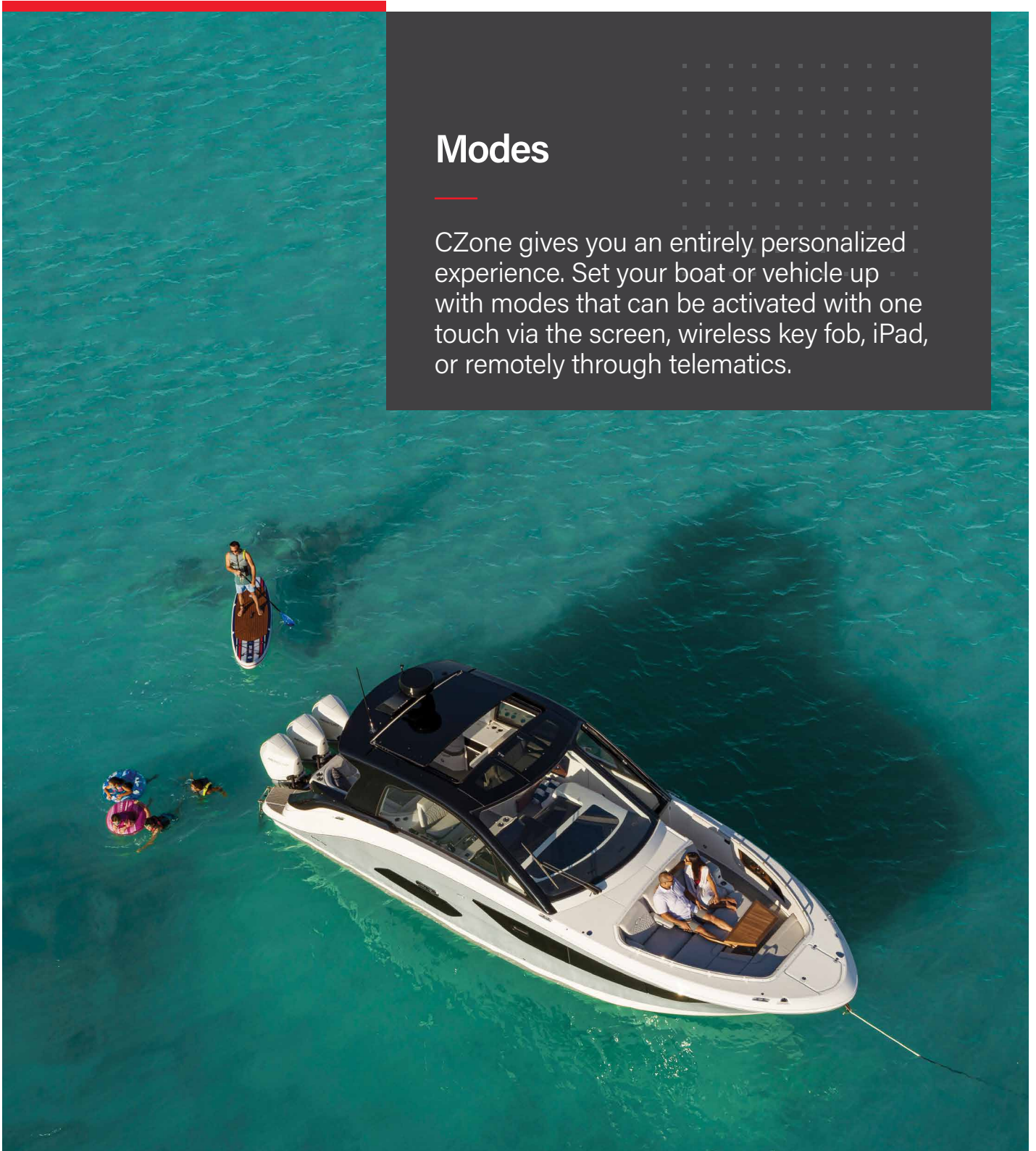
STABILIZERS  DOWN



# Personalized control

## Modes

CZone gives you an entirely personalized experience. Set your boat or vehicle up with modes that can be activated with one touch via the screen, wireless key fob, iPad, or remotely through telematics.





**EXAMPLE MODES**



**Day Cruising**

Engine room venting, hydraulic control and trim tab pumps primed.

**Night Anchor**

Minimal interior lighting on exit points for safety. Silencing non-essential audible systems.

**Night Fishing**

Rear deck working lights sufficient for rigging bait and lures, with underwater lights illuminating the catch as it's boated.

**Night Cruising**

Correct navigation lights on, and cockpit lighting reduced, allowing for safe navigation of the vessel.


**Night Entertaining**

Mood lighting, underwater lights and music system powered up.

**Fishing**

Tuna tubes flowing and live well tank pumps operating.

**EXAMPLE MODES**



**Away**

All non-essential circuits and appliances off.

**Driving**

Awnings, slide outs, stabilizers in. Gas supplies shut off.

**Night Entertaining**

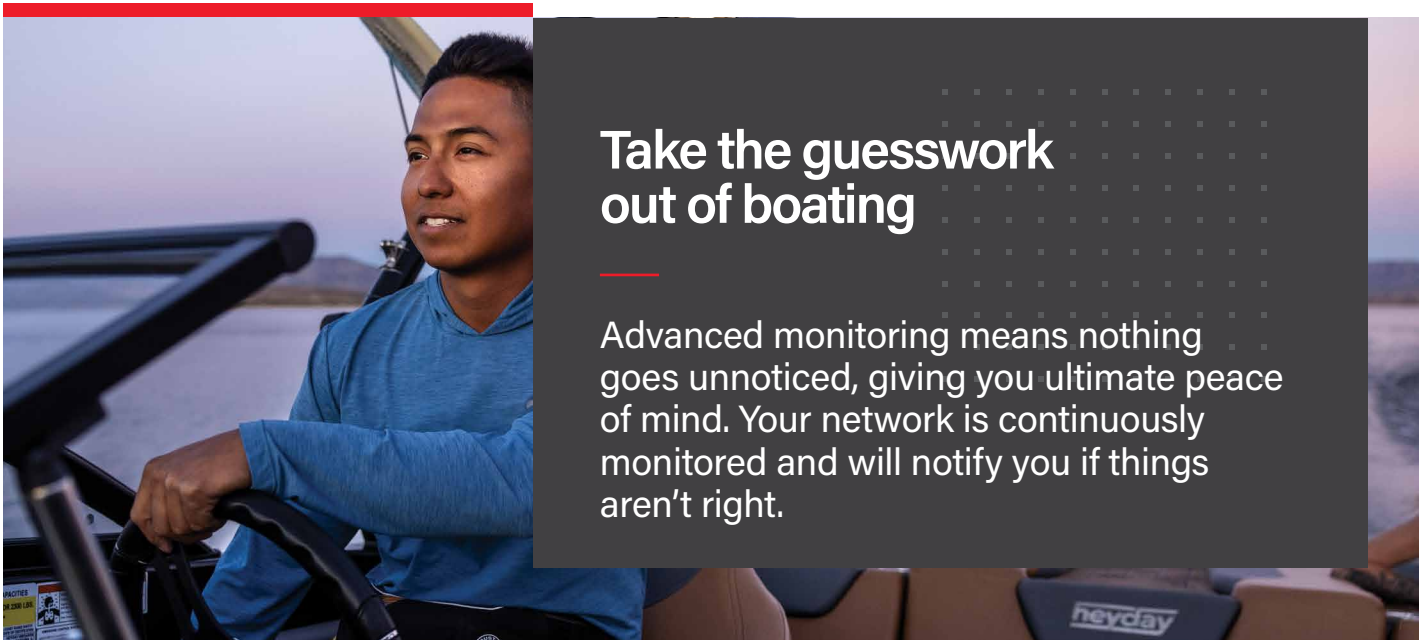
Lights dimmed, music on, exterior lights on.

**Day Living**

Exterior lights off, fridges and appliances on, power outlets active.



# Complete awareness



## Take the guesswork out of boating

Advanced monitoring means nothing goes unnoticed, giving you ultimate peace of mind. Your network is continuously monitored and will notify you if things aren't right.



### MONITOR

CZone displays will give you all system data including tank levels, battery data, and circuit status.



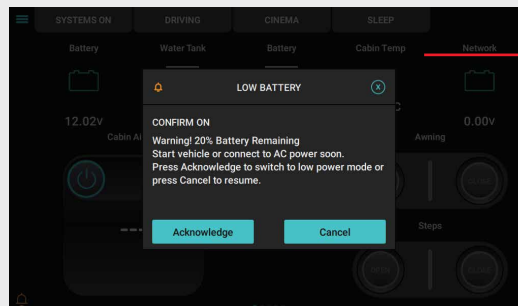
### At a glance monitoring

Be in the know with all of your system components.



### NOTIFY

Notifications can be configured to type and severity. Low level warnings indicate a minor issue, standard alarms require something to be investigated or critical alarms require immediate action.



### Pop Ups

Send pop ups to your screen so you are prompted to take action to prevent damage to equipment or circuits.



## PROTECT

Smart technology provides complete protection of your system. By automating key functions, CZone ensures your vessel/vehicle is easy, intuitive and safe to operate.

- Motorized equipment such as hatches, slideouts and awnings can be locked out while driving to protect the equipment and any personnel.
- Protect batteries and extend runtime by automatically shedding non-essential circuits and even trigger an auto generator start to start charging the battery when very low.
- Protect water pumps from running dry by automatically switching off when tanks are empty.



# Powerful system integrations

**CZONE**

**MASTERVOLT**

Mastervolt offers a market leading solution for complete power management from supply, storage and conversion. The CZone and Mastervolt relationship gives you complete visibility into your power system.



## 1 Touch 7

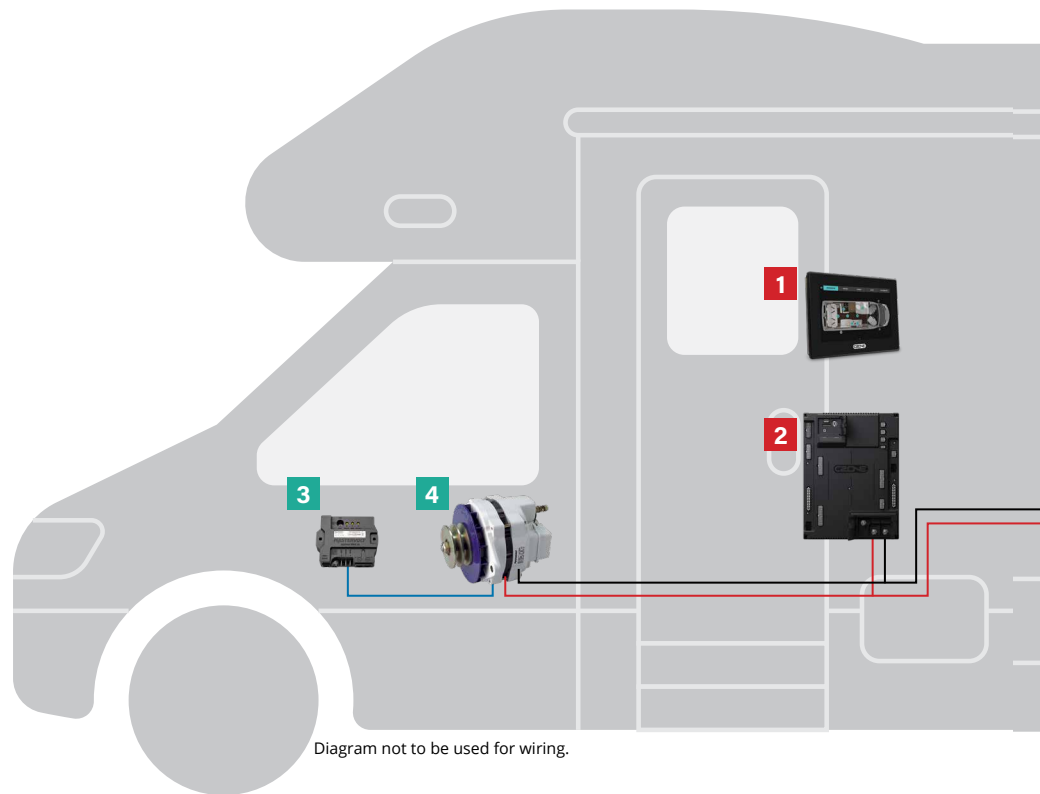
The Touch 7 features all new electronics with the fastest dual core processor ever in a CZone Touch display and built in Wi-Fi connectivity and Ethernet for tablet pairing.

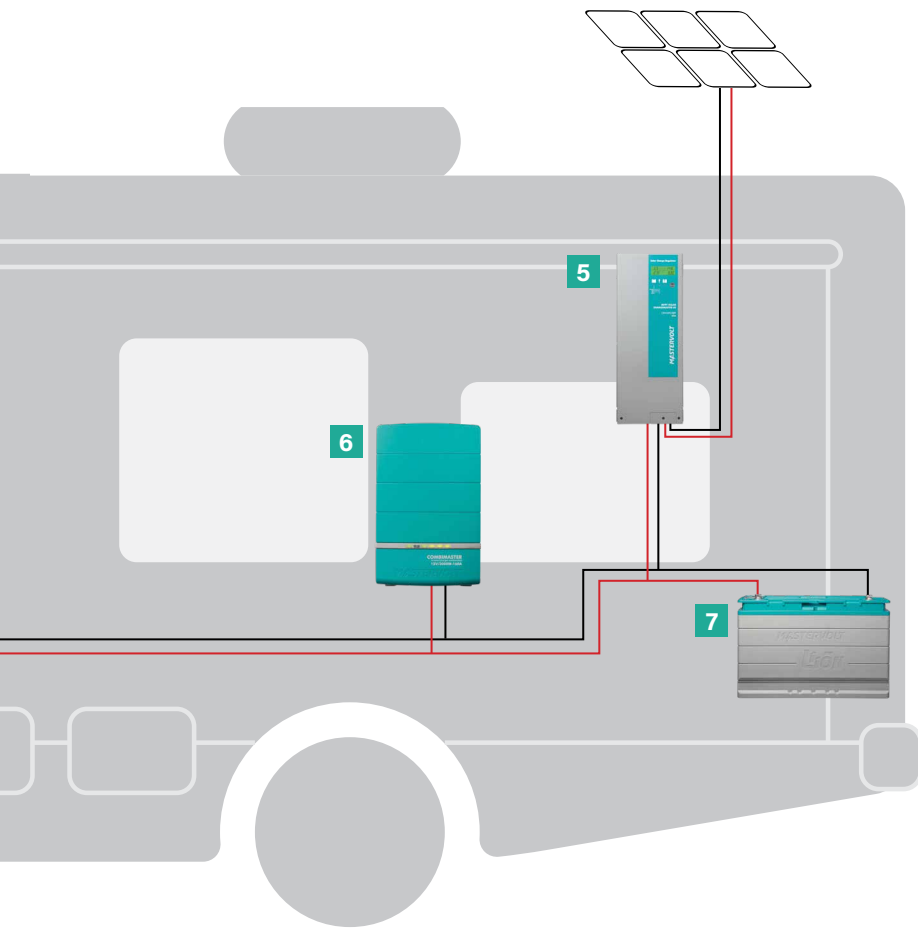
## 2 RV1

RV1 features 76 input and output channels including 8 reversing motor channels for direct control of slide outs, awnings, shades and leveling systems. RV1 also includes the latest smart switching technology, built-in battery monitoring and multiple network interfaces for seamless 3rd party system integration.

## 3 Alpha Pro III

Maximizes the output of the Mastervolt Alpha Alternators by regulating the alternator in a way that the batteries receive the optimum charge.





#### 4 Alpha Alternator

Optimized to deliver continuous high-power output in energy storage applications. Combined with Alpha Pro Regulators they create a high performance plug and play charging solution, suitable for all battery types with a range of mounting options for different engine sizes.

#### 5 Solar ChargeMaster

SCM60 MPPT-MB (Maximum Power Point Tracking) increases the efficiency of your solar panels and charges your batteries up to 30% faster than PWM regulators.

#### 6 CombiMaster

CombiMaster delivers unmatched performance, powering the heaviest or most sensitive loads with ease. The automatic AC transfer system switches between generator or main supply and inverter output, ensuring a constant power supply.

#### 7 MLI Ultra

Heavy duty, extreme performance. The MLI series delivers extreme Lithium Ion performance even under the harshest conditions.

Visit [mastervolt.com](https://mastervolt.com) for more info.




# Powerful system integrations

**CZONE**

**FATHOM**  
e-power system

Fathom e-power is a vertically integrated lithium-ion management system with advanced digital controls, delivering reliable power and unprecedented performance.

Every Fathom system features premium components from the world's leading brands; all brought together in customizable kits that enable seamless integration for virtually any application.



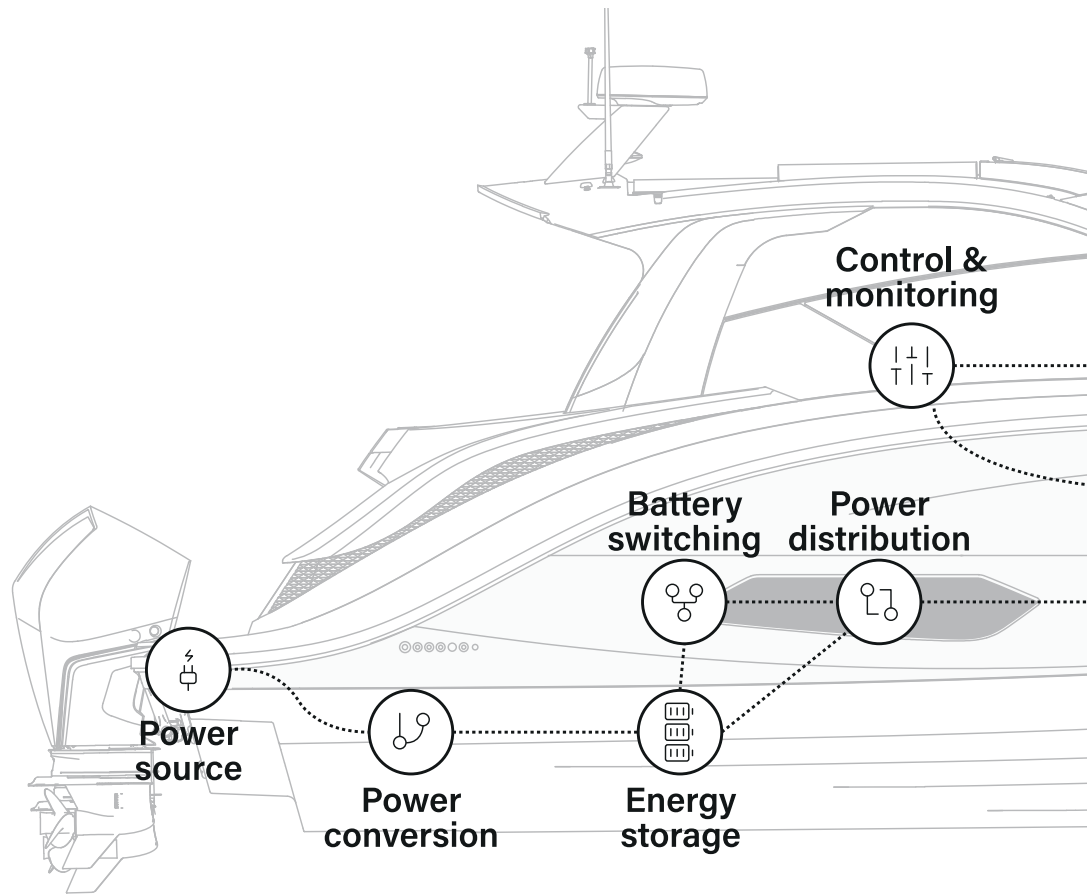
## Making production painless

The Fathom team provides dedicated hands-on partnership for creating and customizing each system.

And we work by your side to ensure integration into your manufacturing process is seamless and effortless.

## Service and support from one source

With the Fathom system, you get the performance of all the top brands, with the convenience of a single source for service and support of the entire system.







## Advanced digital controls

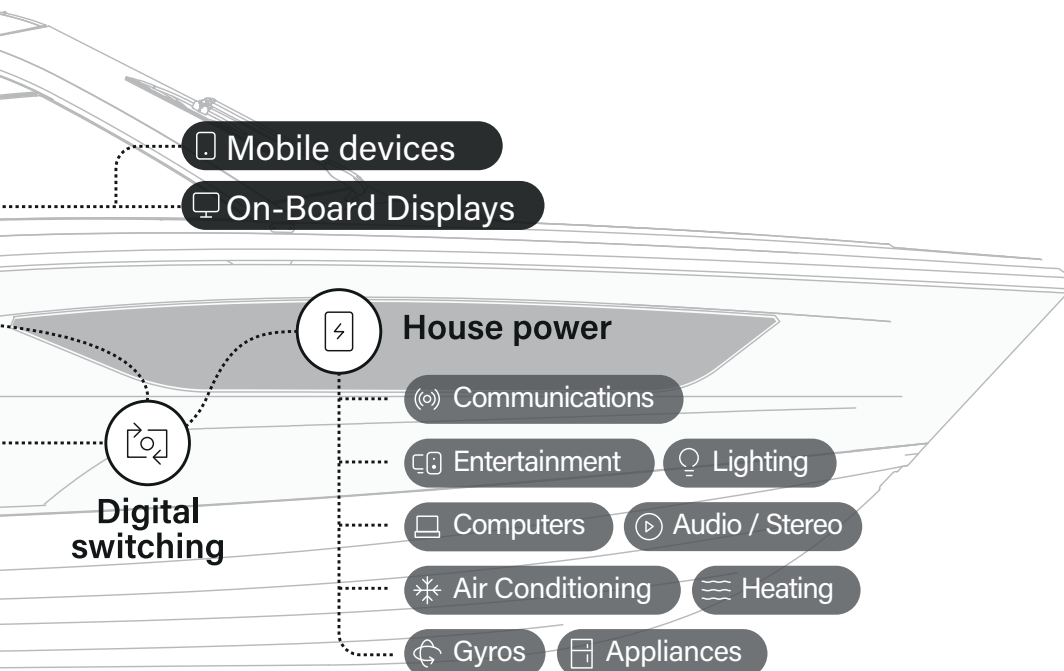
Manage and monitor power from anywhere with intuitive displays on board and on mobile devices.

- Track battery status – always know “time to empty”.
- Monitor power consumption from onboard appliances.
- Receive alerts and guides for optimal recharging.

## Kitted for seamless integration

The entire Fathom system comes in customizable kits that make integration easy.

- Premium components from the world's leading brands.
- Optional add-ons for system enhancements.
- Customized configuration – adapts to fit any vessel.



Visit [navico.com/fathom](https://navico.com/fathom) for more info.



# Powerful partner integrations



## STAY CONNECTED

Today's boats and vehicles have a diverse range of complex systems on board.

CZone brings smart technology to your boat or RV, connecting everything and giving you complete control of onboard equipment with ease.

CZone integrations reduced complexity and automates systems.

## NAVICO GROUP

CZone is part of Navico Group, the world's leading supplier of integrated systems and products to industries ranging from marine to recreational vehicles.

Our broad portfolio of the industry's leading brands in power management, digital control & monitoring, networked devices, and marine electronics are distributed globally to a diverse aftermarket and OEM customer base.

**B&G**

**BEP**

**BLUE SEA  
SYSTEMS**

**LOWRANCE**

**MASTERVOLT**

**SIMRAD**



Works with CZone gives you complete confidence knowing that any integration that carries the landmark, adheres to strict guidelines and is tested and validated by leading engineers.



**I MFD INTEGRATION**

Control and monitor CZone through MFD's from these manufactures.





The image shows the interior of a boat during sunset. Two white ergonomic seats are positioned at a control station. A digital display panel is visible on the seat in front. In the foreground, a wooden table holds a plate of appetizers. The background shows the ocean and a sunset sky. A grid of small white squares is overlaid on the upper right portion of the image.

# Digital control & monitoring.



## CZone® Displays

CZone displays are designed with both the manufacturer and end-user in mind. The easy-to-use display screens put the control of all components directly at your fingertips. Multiple display interfaces can be used in the same system. The scroll and click interface is simple to use in the roughest of seas or bumpiest of roads.

CZone displays are the interface between the CZone network and the user. They offer full control of circuits as well as the ability to view important onboard system information, such as tank levels and power levels (for both AC and DC supplies).

Audible and visual alarms with systems diagnostics are also provided. The displays are extremely intuitive to use with simple controls and a menu structure that is easy to follow. Modes allow the control of multiple circuits with the push of a button.



# Touch 10 Generation 2

**Premium touch interface with glass dash styling and low profile mounting**

The generously sized Touch 10 provides excellent viewability and is the premium gateway into your integrated CZone system. Sleek and attractive, this display will complement the interior of any high-end application. But it's not all about looks - with the Touch 10, your CZone system is in good hands.

Capacitive high-bright touch display offers impressive daylight visibility with crisp graphic detail and elegant touch sensitivity. Full control offers an impressive wrap-sheet. Use mode selection to pick the right system configuration for you. Control and monitor key system functions and status, from tank level to current draw.

- Sleek glass dash styling
- Optically bonded IPS LCD provides excellent viewing angles
- 24 bit color for better color accuracy and contrast
- High resolution 1024 X 600 pixel for sharp and clear images
- 500nit brightness dimmable for night-time viewing
- NMEA 2000 compatible
- New dual core processor provides lightning fast performance
- Wide 8–32V DC range
- Consistent and familiar CZone 2.0 User Interface, customizable for any OEM



Slim side profile.



- 80-911-0216-00** Touch 10 Generation 2
- Accessories**
- 80-911-0032-00** Touch 10 Power Cable, 2 pin, 6.5ft (2m)
  - 80-911-0114-00** Touch 10 Mounting Bracket Kit

Screen	10.1" LED-backlit Projected Capacitive Touch display with IPS Technology
Aspect Ratio	Widescreen 16:10
Resolution	1280 x 800 pixels
Protection	IPX6
Dimensions (WxHxD)	7.72" x 10.83" x 1.61" (196 x 275 x 41 mm)
Weight	4.0 lb / 1.8 kg
Brightness	500nit
Input voltage	8–32V
Power consumption	1A @ 12V, 500mA @ 24V
Interfaces	NMEA 2000, USB2.0, Ethernet



# Touch 7

Introducing the CZone Touch 7. With an excellent 7" IPS LCD panel it can be viewed from any angle. The Touch 7 features all new electronics with the fastest dual core processor ever in a CZone Touch display and built-in Wi-Fi connectivity and Ethernet for tablet pairing. Installation is easy with front mount installation and screwless rear access, shallow 35mm mounting depths (including cable) and a wide 8–32V DC range. The Touch 7 also uses the familiar and easy to use CZone 2.0 User Interface, customizable for any OEM. The Touch 7 is primarily designed for RV applications, and any marine application should be reserved for parts of the vessel that remain dry.

- Easy to use touch interface
- Glass dash styling
- 24 bit color for better color accuracy and contrast
- 550 cd/m2 brightness dimmable for nighttime viewing
- Built in Wi-Fi connectivity
- NMEA 2000 compatible



**80-911-0200-00** CZone Touch 7 Kit\*

### Accessories


**80-911-0201-00** Touch 7 Mounting Bracket Kit

**80-911-0202-00** Touch 7 1M NMEA 2000 Drop Cable

**80-911-0203-00** Touch 7 Power Connector

\*Kit includes mounting bracket, 1M Network drop and power connector

Screen	7" IPS
Resolution	1024 x 600 pixels
Protection	IPX0
Dimensions (WxHxD)	5.12" x 7.68" x 1.61" (130 x 195 x 41 mm)
Brightness	550 cd/m <sup>2</sup>
Operating Voltage	8-32V DC
Current Draw	430mA @ 12V (operating - backlight 100%) 130mA @ 12V (standby - backlight off)
Interfaces	USB 2.0, Ethernet, NMEA 2000, Wi-Fi





# Touch 5

**Built-in WiFi allows direct-connection of an iPad for wireless control and monitoring of the system.**

The compact Touch 5 is small but mighty, offering a powerful touch screen interface for CZone's powerful digital control and monitoring. With a compact sleek design, the Touch 5 complements nearly any vessel dash or vehicle space. Built-in WiFi connectivity brings your CZone system into the wireless dimension, allowing full control of system functions—from mode selection, system monitoring and individual circuit control—straight to your fingertips, no matter where onboard you are.

- Easy to use touch interface
- Glass dash styling
- Super bright widescreen display
- Low profile flush mounting
- Reduced system cost and complexity, combines display and Wireless Interface functionality into one unit
- IPX7 water ingress protection
- Built-in WiFi connectivity
- Micro SD card slot
- NMEA 2000 compatible

- 80-911-0124-00** Touch 5
- 80-911-0135-00** Touch 5 retrofit plate 12V kit\*
- 80-911-0136-00** Touch 5 retrofit plate 24V kit\*\*

\*Required for retrofitting CZone 3.5" Display Interface.  
 \*\*Required for retrofitting CZone 3.5" Display Interface. Supplied with 3A 24/12V Converter.



Screen	5" LED-backlit Projected Capacitive Widescreen Touch
Resolution	800 x 480 pixels
Protection	IPX7
Dimensions (WxHxD)	5.98" x 4.72" x 2.28" (152 x 120 x 57.9 mm)
Brightness (cd/m2)	1200 cd/m <sup>2</sup>
Input voltage	12V DC
Power consumption	900mA @ 13.5v
Interfaces	NMEA 2000, Micro SD



## CZone® Wireless Interface

The Wireless Interface (WI) is a digital control and monitoring interface module designed to connect your tablet to the CZone network over WiFi. Handling up to three devices, the WI can offer connectivity of its own internal access point or can interface with other WiFi network systems on your vessel.

**Use the built-in Ethernet port for a better connection to an existing network.**

- 80-911-0090-00 Wireless Interface
- 80-911-0095-00 WI MasterBus Connector  
(required for MasterBus connection)



### Features:

- User-friendly homepage to monitor and control onboard circuits
- Integrated control and monitoring of power products including battery chargers and inverters
- Monitor AC/DC power and batteries
- Monitor tank levels
- Receive visible alarms
- Connect a maximum of three devices simultaneously
- Ability to personalize homepage to display favorite circuits, modes & monitoring
- Customize your layout
- Connects to CZone or MasterBus networks for control and monitoring of systems

### Hardware:

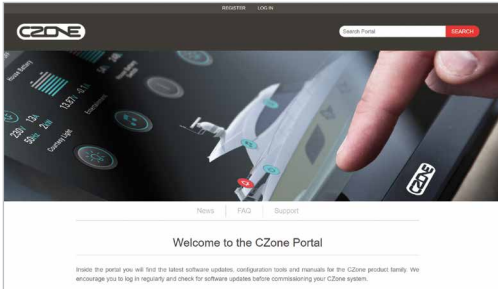
- The Wireless Interface acts as the hub between MasterBus/CZone networks and local WiFi devices
- NOTE: WI MasterBus connector required for MasterBus connection*
- Ethernet connection to connect to other LANs
  - USB connection for configuration updates
  - Tested to FCC, CE, EMC
  - Power cable and aerial included

MasterBus powering	no
Dimensions, hwxwd	4.1" x 7.5" x 2.4" / 105 x 190 x 60 mm
Weight	1.5 lb / 0.685 kg
Protection degree	IP54
Delivered with	Power cable, WiFi antenna, USB extension cable, user's manual



# CZone® Design & Configuration Made Easy

CZone's leading configuration process is relatively easy and all technical customers are offered training so they can design and program CZone systems quickly. Generally generating a configuration and programming a system is both time consuming and complex. Most digital control and monitoring providers required highly trained technicians to program and commission installations, making them time consuming, inflexible and far more costly. Easy configuration with CZone means technical customers can provide this service themselves ensuring the system is setup quickly and the end customer receives industry leading service.



## CZone Configuration Tool

The CZone Configuration Tool software is available to technical CZone customers from the CZone portal at [downloads.czone.net](https://downloads.czone.net)



The CZone Configuration Tool then allows the programmer to upload the new configuration to the connected CZone system via USB Canbus Adapter (below). Each connected system module is updated simultaneously.

CZone configurations are setup, saved, duplicated and customized all from the programmer's PC using the CZone Configuration Tool.

CZone configurations can be programmed repeatedly to each new build in a manufacturing line making ongoing deployment efficient and stable. Setting up a new variation for a new vessel or vehicle is easy and simply involves duplicating the existing configuration as a base and then modifying the affected components and circuits as required.




## USB to CAN Adapter

Connects PC to the CZone network for configuration and system set up.

*Note: Mastervolt USB Interface now compatible with CZone configuration tool.*

**Part # 77030100**



# CZone® Control X

Control X is the smartest and sleekest CZone module, and the first with a fully waterproof enclosure. Configurable input and output channels provides ultimate flexibility to optimize system design and installation.

Control X uses the latest smart MOSFET switching technology providing improved reliability, and silent operation. Features such as multiple RGB lighting control zones, reversing motor H-bridge outputs and wiper motor synchronization eliminates the need for 3rd party controllers giving installers complete flexibility to configure the modules to specific requirements.

## Features

- Ignition protected, IPX7 waterproof enclosure
- RGB light controller
- Wiper motor control with synchronization
- Configurable I/O channels for ultimate flexibility
- Manual override touch panel
- Multiplex switch inputs
- Moulded in Deutsch receptacles



Part #	Description
80-911-0230-00	Control X PLUS w/ Connectors
80-911-0230-01	Control X PLUS Interface Only
80-911-0231-00	Control X w/ Connectors
80-911-0231-01	Control X Interface Only

Accessories	
80-911-0232-00	Control X PLUS Connector Kit
80-911-0233-00	Control X Connector Kit
80-911-0238-00	CZone RGB Resistor Module
80-911-0234-00	CZone Switch Input Resistor Module
80-911-0236-00	CZone H-Bridge Single Motor Fuse Harness
80-911-0237-00	CZone H-Bridge Twin Motor Fuse Harness

## RGB Lighting Control

CZone has incorporated an RGB light controller built into Control X for simplified and seamless lighting control. Independently control brightness of lights on the same color zone, smooth transition color effects and control lighting scenes from CZone circuits like party mode, and night-time navigation.

## Automatic Bilge Pump Monitoring

Control X output channels have voltage backfeed detection used to monitor if a circuit has been turned on externally. This allows for features like notifying operators if automatic bilge pumps have been turned on and to use external voltage signals to trigger other CZone circuits.

## Wiper Sync

Control X can synchronise up to 8 wiper motors on the same module and allows easy configuration of slow and high speed control as well as 3 unique intermittent timers.

## Smart MOSFET Technology

CZone's latest 100% solid state MOSFET switching technology, eliminates the need for physical fuses with temperature monitoring and configurable overcurrent protection in smaller, more reliable components. Software fuse ratings are entered in the configuration file.

## Specifications

	Control X PLUS	Control X
Channels	27	23
Monitoring	Battery voltage, house current draw, house state of charge, analog and digital inputs	
Power Consumption Max	200mA	200mA
Power Consumption Sleep	<25mA	<25mA
Circuit Bypass	Electronic via capacitive touch panel	
Bilge Pump Running Detection	All high side output channels	
Ingress Protection	IPX7	IPX7
NMEA 2000 Connectivity	1 x NMEA 2000 Micro-C port, 1 LEN	
NMEA 2000 PGN Output	Fluid level, pressure, temperature, battery volts, state of charge	
Operating Temperature Range	-5°F to +131°F (-15°C to +55°C)	
Compliance	Ignition protected, CE, RCM, NMEA 2000, UK-CA	
Nominal Voltage	9-32V	9-32V
Max Current Rating	120A	120A
Circuit Current Monitoring	All output channels	
RGB Zones	2	1
Reversing Motor Control	2	0
Dimensions W x H x D	9.70" x 5.41" x 2.13" 246.5 x 137.4 x 54.0mm	
Weight	1.79 lb / 810g	1.75 lb / 792g
Warranty Period	2 years	2 years



Bottom view showing moulded in Deutsch receptacles





RV1 is CZone's first dedicated switching and integration module for recreational & specialty vehicles. RV1 features an impressive 76 input and output channels including 8 reversing motor channels for direct control of slide outs, awnings, shades and levelling systems. RV1 also includes the latest smart switching technology, built-in battery monitoring and multiple network interfaces for seamless 3rd party system integration. By consolidating the functionality of multiple CZone modules into one compact unit, RV1 reduces system cost, complexity and installation time. RV1 enables RV builders to meet customer expectations for smart, automated and connected systems at an affordable price point.

### Features

- Compact footprint, 70% smaller than equivalent legacy CZone system
- 36 Output and 8 Reversing Motor (H-Bridge) channels
- 32 Signal Inputs for 0-32V, 0-1000Ω sensors and pos/neg switches
- PWM and smooth start on all outputs
- Current monitoring, software fusing and low/run current detection all outputs
- Internal battery monitoring (SOC, Volts, Amps, Time Remaining)
- 12/24V system support and sleep mode (<25mA)
- CZone, RV-C, CAN & LIN Bus network interfaces built-in
- Auto Generator Start and Load Shedding capabilities
- Automatic Climate Control

Part #	Description
80-911-0221-00	RV1 MID Spec Kit

Accessories	
80-911-0225-00	RV1 MID Spec Connector Kit
MSC-RV-KIT	RV1 Fastener Kit Spare





### Compact Size

RV1 is 70% smaller than an equivalent legacy CZone system. The compact size ensures ease of installation on a wide range of RV/SV's where space is limited. The small footprint has been achieved with all new electronic design and removal of marine specific features.

### Smart Switching Technology

RV1 uses the latest smart MOSFET switching technology. The new MOSFETS include switching, current monitoring and overcurrent protection on a single discreet component whilst providing superior reliability and silent operation. Save cost and time by entering fuse ratings in configuration file, no need to purchase and install physical fuses.

### Internal Battery Monitoring

RV1 includes internal Battery State of Charge monitoring, just connect battery to main studs no additional modules or shunts required. RV1 supports 12V and 24V systems and also has low power draw on sleep mode (<5mA).

### Integration Ready

RV1 features 4 built-in network interfaces including RV-C for seamless integration with Works With CZone Partners. Control and monitor HVAC's and other 3rd party systems directly from a CZone Display, no other gateways or bridge's required.

### Specifications

RV1	
Output Channels	36 (6 x 10A, 20 x 5A, 10 x 0.5A)
H-Bridge Channels	8 (4 x 35A, 4 x 5A)
Input Channels	16 x Switch Input (Pos or Neg) 16 x Sensor Inputs (0-32 Volt, 0-1000Ω, Pos or Neg Switch)
PWM	All 10A, 5A & H-Bridge Outputs
Additional Monitoring	1 x Volt, Amps & SOC sense on Main Stud
Circuit Protection	Software Configurable Fuse
Current Monitoring	All outputs including low & run current detection
Operating Voltage	9-32V (with Power Available LED)
Maximum Module Current	150A
Power Consumption Max	350mA
Power Consumption Sleep	<25mA
Communication	NMEA 2000, RV-C, Linbus (Future)
Operating Temperature Range	-5°F to +131°F (-15°C to +55°C)
Storage Temperature Range	-5°F to +131°F (-40°C to +85°C)
Dimensions W x H x D	9.17" x 12.09" x 2.28" 233 x 307 x 58mm
Weight	3 lb / 1.4kg
Compliance	CE, RCM, NMEA 2000, UK-CA



# CZone® Control 1

The Control 1 combines multiple input and output devices into a single module, minimizing installation time, interconnections and footprint. The Control 1 incorporates many of the core features and benefits of the fully featured Combination Output Interface (COI), but has been re-engineered to offer improved cost-per-channel value. The Control 1 features the same rugged design as the fully featured COI with IPX5 water ingress protection and complete mechanical fuse and bypass on all circuits as required by ABYC/CE. Industry standard Deutsch connectors provide "plug and play" installation.



Part #	Description
80-911-0122-00	Control 1 Interface (connectors not included)


Control 1 Interface	
Channels	24
Output Channels High	4x 25A
Output Channels Low	12 x 10A dimmable
Analog Inputs	8x analog inputs: positive or negative switching, 0-32 volt, 0-1000 ohm resistance & 4-20mA current
Additional Monitoring	Volt sense on main positive stud
Current Sensing	Not available
Circuit Protection	Mechanical ATC fuse override with alarm
Digital Switch Breakout	Not available
Maximum Continuous Current	150A @ 104°F (40°C) - derating above 104°F (40°C)
Power Supply	M8 (5/16") stud positive, M6 (1/4") negative
Voltage	9-32V (with power available LED)
Power Consumption	Operating (all channels on) = 100mA @ 13.2V Operating (all channels off) = 75mA @ 13.2V
Circuit Bypass	Mechanical protection/bypass all output channels
Bilge Pump Circuits	4 x channels high: integrated manual control & pump running detection
Ingress Protection	IPX5 (mounted at 0°, +/-90°)
Communication	NMEA 2000
Certification	CE, ABYC, NMEA 2000, ISO8846/SAEJ1171 ignition protected
Weight	4.2lb / 1.9kg
NMEA 2000 PGN Output	Fluid level, pressure, temperature, battery volts
Connectors	Deutsch DTP and DT
Dimensions (including cover)	13.3" x 9.3" x 2.4" 338 x 235 x 62mm
Output Voltage	12/24V

## Features

- High density 24 channel module delivering reduced cost per channel
- Designed for marine, recreational, and specialty vehicle applications
- Retains core functions available in Combination Output Interface
- Full mechanical fuse protection plus bypass on all circuits as required by ABYC/CE
- Proven, rugged CZone design includes IPX5 Water Ingress Protection and NMEA 2000 certification
- Integrated manual bilge pump control & pump running detection

## Accessories

80-911-0131-00	Deutsch connector kit Includes all necessary Deutsch plugs, contacts, wafers & seals
----------------	---







## CZone® DDS

The DDS is an extremely compact, affordable IPX5 digital switching module boasting 40 channels. Utilizing relay outputs with mechanical fuse bypass, MOSFET switching technology with PWM for effective lighting control, analog sensor inputs for tank monitoring, low current digital input and output channels for ultimate control. The DDS module uses a combination of MOSFET switching technology and relay output channels to achieve a desirably small footprint allowing ease of installation on a wide range of boats and RV's where space is at a premium. Advanced bilge pump functionality on all relay output channels, allows bilge pump control and external (Automatic) voltage detection from a single wire.

Control 1 Interface	
Channels	40
Output Channels High	10 x Relay Channels (2 x 20A, 4 x 10A, 4 x 5A)
Output Channels Low	5 x MOSFET channels (3 x 2A, 2 x 5A)
Analog Inputs	3 x Analogue inputs (0-32 volt, 0-1000 ohm resistance) 10 x Switch inputs (pos or neg)
Digital Outputs	10 (up to 250mA)
Power Outputs	2 x 24 hour fused channels
Current Sensing	Not available
Circuit Protection	Mechanical ATM (Mini) fuse with override and fuse blown alarm
Maximum Continuous Current	60A 12V/24V Total Module Current
Power Supply	M8 Positive Terminal
Voltage	12/24V
Power Consumption sleep	<120mA
Circuit Bypass	Mechanical protection/bypass all output channels
Bilge Pump Circuits	All relay channels: integrated manual control & pump running detection
Ingress Protection	IP65 (with fuse cover in place)
Communication	NMEA 2000
Certification	Ignition protected, CE, RCM, NMEA2000, UK-CA
Weight	2.3lb / 1kg
NMEA 2000 PGN Output	Fluid level, pressure, temperature, battery volts
Connectors	Amphenol AT (or Deutsch DT equivalent)
Dimensions	3.8" x 6.5" x 2" 351mm x 165mm x 53mm
Output Voltage	12/24V

### Features

- Compact footprint ensures ease of installation where space is limited
- Affordable price point for smaller boats and RV's
- Mechanical fuse bypass for relay output channels
- Digital inputs and outputs
- Analogue signal inputs

Part #	Description
80-911-0260-00	CZone DDS interface only
Accessories	
80-911-0261-00	CZone DDS connector kit



# CZone® Combination Output Interface (COI)

The Combination Output Interface (COI) combines multiple input and output devices into one (1) module, offering a compact and intelligent replacement for traditional DC fuse boxes and circuit breaker panels with digital control and monitoring technology.

Digital control and monitoring systems just became more cost effective and easier to install with the CZone Combination Output Interface (COI). This one box replaces up to five separate units, with convenient Deutsch connectors and IPX5 water resistance, providing a complete CZone system for smaller applications. The COI's high continuous power output (150 amps), plus space, installation time and cost savings also make it the perfect building block for larger systems.

## Quick access and overview

Partnered with either a dedicated CZone display, or with a multi-functional display from one of our integration partners (page 19), the Combination Output Interface heralds a new era in providing simple, intuitive control over the increasingly complex systems found on today's applications.



Combination Output Interface	
Channels	30
Output Channels High	4 x 25A
Output Channels Low	12 x 10A dimmable
Analog Inputs	8 x analog inputs: positive or negative switching, 0–32V, 0–1000 ohm resistance & 4–20mA current
Additional Monitoring	Volt sense on main positive stud & NMEA 2000
Current Sensing	All 16 output channels
Circuit Protection	Configurable digital software fusing & Mechanical ATC Fuse override with alarm
Digital Switch Breakout	Digital Switch Breakout adds 6 digital switch inputs
Maximum Continuous Current	150A @ 104°F (40°C) - derating above 104°F (40°C)
Power Supply	M8 (5/16") stud positive, M6 (1/4") negative
Voltage	9–32V (with power available LED)
Power Consumption	250 mA @ 12V 180 mA @ 12V standby
Circuit Bypass	Mechanical protection/bypass all output channels
Bilge Pump Circuits	4 x channels high: integrated manual control & pump running detection
Ingress Protection	IPX5 (mounted at 0°, +/-90°)
Communication	NMEA 2000
Certification	CE, ABYC, NMEA 2000, ISO8846/SAEJ1171 ignition protected
Weight	4.2lb / 1.9kg
NMEA 2000 PGN Output	Fluid level, pressure, temperature, battery volts
Connectors	Deutsch DTP and DT
Dimensions (including cover)	13.3" x 9.3" x 2.4" 338 x 235 x 62mm
Output Voltage	12/24V

## Features

- High density 30 channel module minimizes installation, interconnections and footprint, while delivering best value per circuit
- Full mechanical fuse protection plus bypass on all circuits as required by ABYC/CE
- Industry standard Deutsch connectors provide fast, plug-n-play installation
- Optional cable cover offers improved aesthetics and greater mounting flexibility
- Proven, rugged CZone design includes IPX5 Water Ingress Protection and NMEA 2000 certification
- High power bilge pump channels allow manual control plus "pump running" feedback from a single channel – without additional wiring
- USB port provides easy system update from USB flash drive

Part #	Description
80-911-0119-00	COI with Connectors (includes 80-911-0131-00—COI Deutsch Connector Kit)
80-911-0120-00	COI No Connectors

Accessories	
80-911-0123-00	COI cable cover Optional cover for clean finish, covers connectors and cables
80-911-0134-00	COI Digital Switch Breakout The COI Digital Switch Breakout (DSB) interfaces CZone digital switches with your CZone COI module. Including 2 mtr DSB to COI cable
80-911-0129-00	5m COI to DSB cable (16ft)
80-911-0131-00	COI Deutsch connector kit (delivered as standard with 80-911-0119-00) Includes all necessary Deutsch plugs, contacts, wafers & seals for COI
80-911-0133-00	Deutsch HDT-48-00 crimp tool Crimp tool for Deutsch contacts

# COI Digital Switch Breakout (DSB)

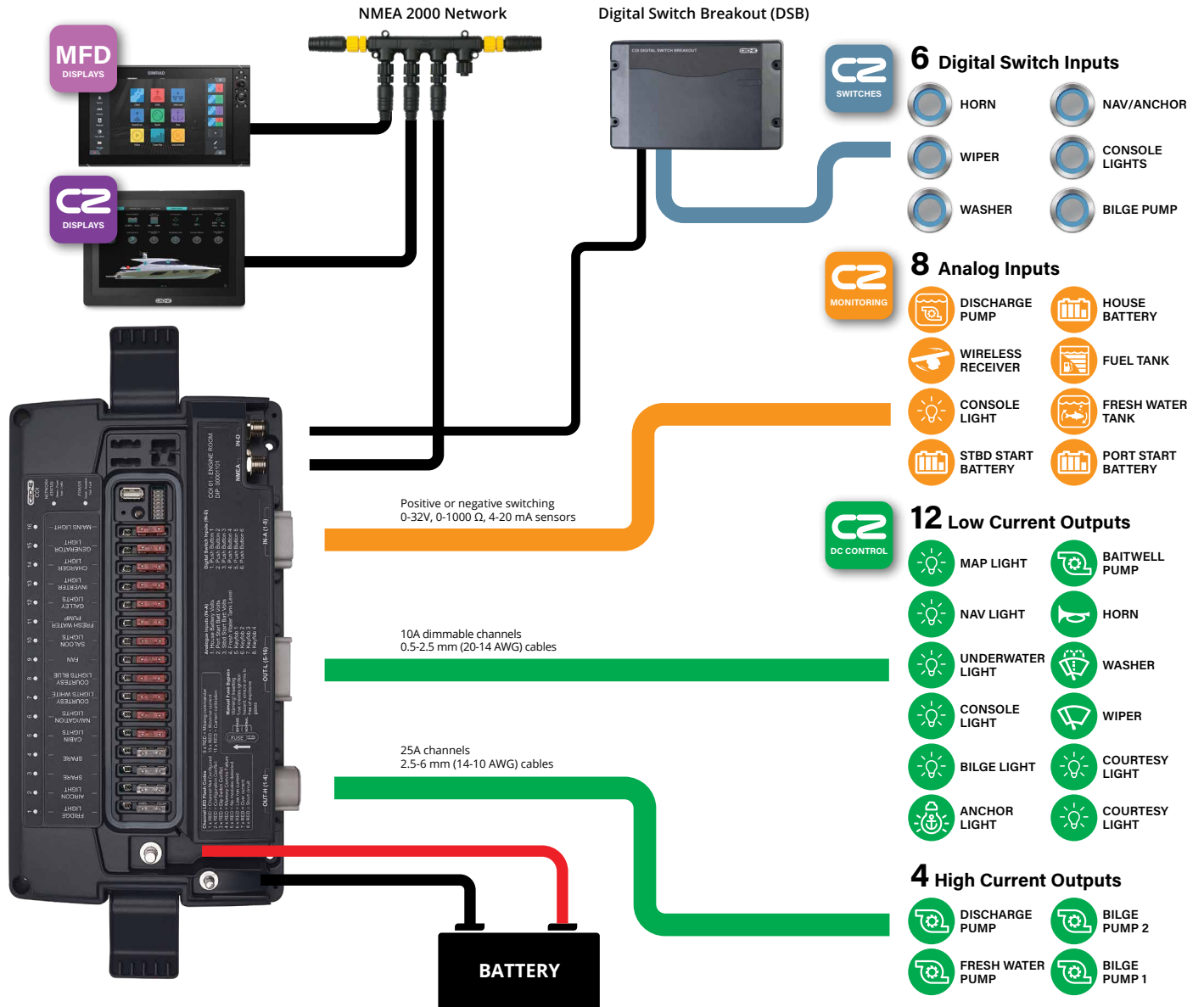


The COI Digital Switch Breakout (DSB) is the interface between the Combination Output Interface (COI) and up to six CZone digital switches (push button or rocker). The digital switches include dimmable LED backlighting, systems on, fault codes and a plug and play harness simplifying installation.

Part #	Description
80-911-0134-00	DSB (Includes 2m COI to DSB Cable)

Digital Switch Breakout (DSB)
Connect up to six (6) digital switches to the COI
Support for single or double throw switches (up to 12 programmable switch points)
Uses existing SCI switch cables with options for rocker or push button plugs at various lengths
Digital switches include dimmable backlighting for 'systems on' and fault codes
Dimensions 3.9" x 6.1" x 1.7" HxWxD 100 x 156 x 42 mm
IPX5 water ingress protection
Includes 2m DSB to COI cable

## CZone® COI System Example



# Contact 6 PLUS

Utilising proven CZone® digital switching technology the Contact 6 PLUS is a robust and affordable digital switching solution. Featuring 6x 15A solid state ignition protected fused outputs with circuit bypass for system redundancy. The Contact 6 PLUS can be networked into an existing CZone system or installed stand alone with the CZone Waterproof Keypads or compatible Multi-Function Displays.



Part #	Description
80-911-0160-00	Contact 6 PLUS Interface
80-911-0160-01	Contact 6 PLUS Interface (interface only)
80-911-0161-00	Contact 6 PLUS Bilge Sense Interface
80-911-0161-01	Contact 6 PLUS Bilge Sense Interface (interface only)

Accessories	
80-911-0179-00	Contact 6 PLUS Connector & Seal Kit 1x 6-position Phoenix Plug (with screws) & 1x Gumboot Seal

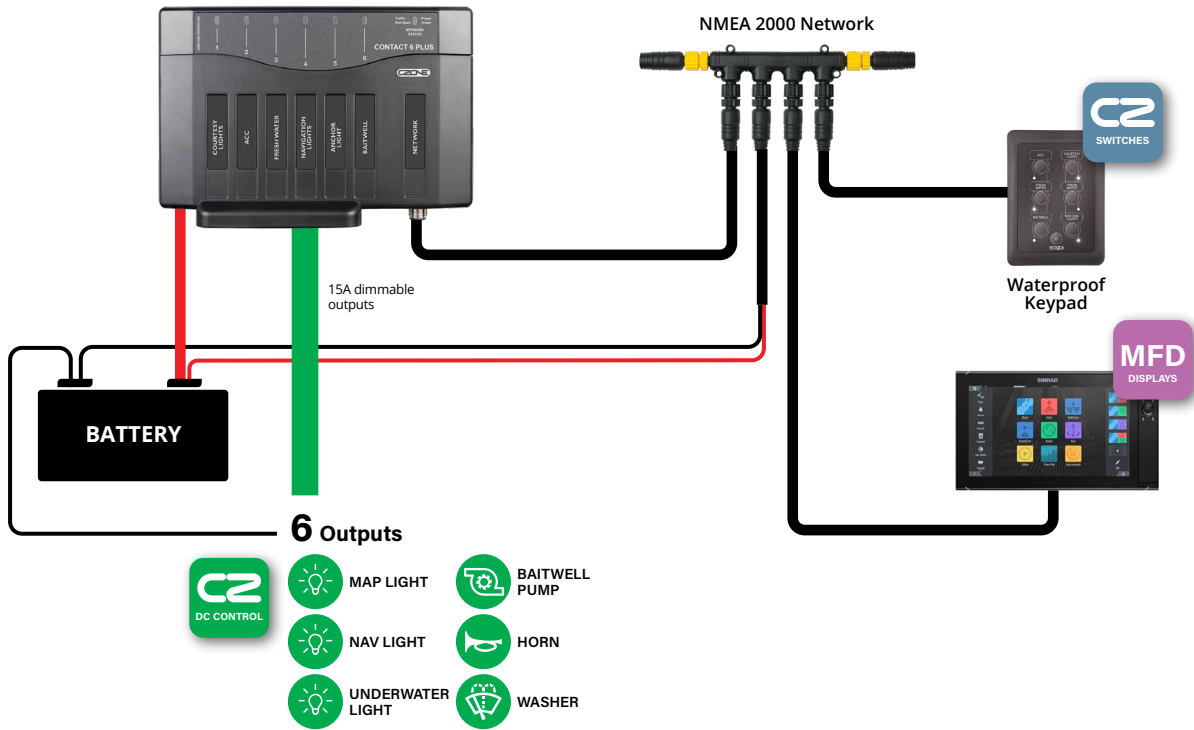
Contact 6 PLUS	
Circuit Protection	ATC fuse with blown fuse alarms
NMEA 2000 Connectivity	1 x CAN Micro-C port
Output Wire Range	24–8 AWG (0.5 - 6mm)
Output Channels	6 x 15A 12/24V
Maximum Current	60A total module current
Dimming	All channels, PWM @100Hz
Power Supply	M6 (1/4") positive terminal (9–32V)
Network Supply Voltage	9–16V via NMEA 2000
Circuit Bypass	Mechanical fuse bypass on all channels
Ingress Protection	IPX5 (mounted vertical)
Compliance	CE, ABYC, NMEA 2000, ISO8846/SAEJ1171 Ignition Protected
Power Consumption Max	75mA
Power Consumption Standby	0.3mA
Warranty Period	2 years
Operating Temperature Range	-5°F to +131°F (-15°C to +55°C)
Storage Temperature Range	-40°F to +185°F (-40°C to +85°C)
Dimensions WxHxD	7.97" x 5.06" x 1.77" (202.5 x 128.5 x 45mm)
Weight	1.32lbs/600g

## Features

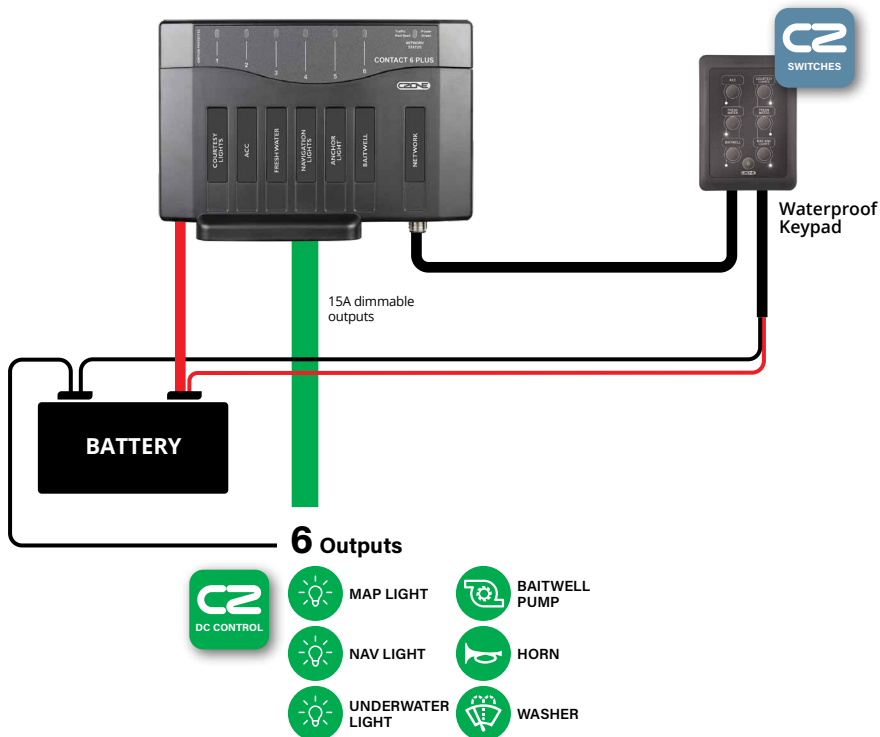
- Circuit dimming & smooth start capability
- Status LED's for all outputs
- Ultra low current draw
- Built-in timer functions for circuits like live bait tanks
- Voltage monitoring on the NMEA 2000 Network
- Built-in Load Shedding allows non-essential loads to be turned off to preserve battery life
- Built-in default configurations selectable via dip switch
- Affordable add-on module to larger CZone systems
- Blown fuse detection and warning



## Contact 6 PLUS Networked System Example



## Contact 6 PLUS Standalone System Example



# Contact 6

The Contact 6 is a digital control module that can be networked with other CZone products or stand alone. The Contact 6 has six independent channels that are positively or negatively switched and is ideal for smaller marine applications or recreational and specialty vehicles.

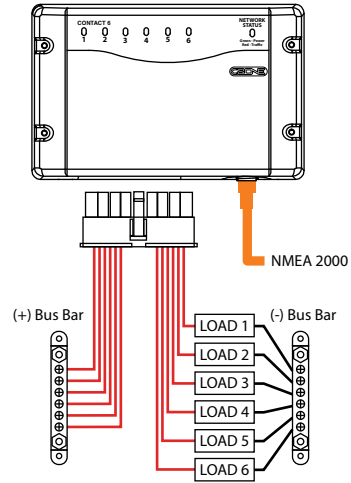


Part #	Description
80-911-0139-00	Contact 6 Fused Interface Only
80-911-0140-00	Contact 6 Fused with Seals & Plug
80-911-0155-00	Contact 6 Non Fused Interface Only
80-911-0156-00	Contact 6 Non Fused with Seals & Plug

Accessories	
80-911-0144-00	Plug Pack* for Contact 6
80-911-0145-00	Cable Gland for Contact 6

\*Plug pack includes mating TE connector and contacts (TE part numbers listed in specifications)

Contact 6	Fused	Non Fused
Output Channels	6x Relay	6x Relay
Output Ratings	7.5A max per channel	9A max per channel
Output Voltage	up to 16V DC	up to 30V DC
LED Status indication	Yes	Yes
Parallel	Yes	Yes
Dimming	No	No
Current Sensing	No	No
Circuit Protection	Internal PTC Fuses (auto-reset)	None (must fuse externally)
Overcurrent Alarm	No	No
Circuit Bypass	Yes (electronic)	Yes (electronic)
Connector	Amp 18-way Connector	Amp 18-way Connector
Max Wire Size	16 AWG (1mm <sup>2</sup> )	16 AWG (1mm <sup>2</sup> )
Maximum Current	30A Continuous	30A Continuous
Power Consumption	35mA (standby)	35mA (standby)
NMEA Voltage	9-16V	9-16V
Ingress Protection	IPX5	IPX5
Communication	NMEA 2000	NMEA 2000
Operating Temp	5 °F to 131 °F (-15 °C to +55 °C)	
Certification	CE, NMEA 2000, ISO8846/SAEJ1171 ignition protected	

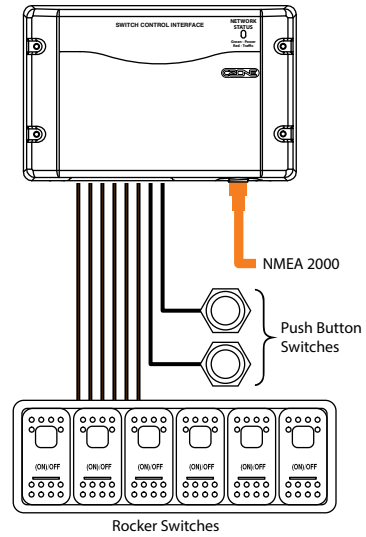


# Switch Control Interface (SCI)

The Switch Control Interface provides an interface between the CZone network and the traditional mechanical switches with which manufacturers and users are familiar. The SCI simplifies your wiring, supports your existing choice of switches, protects against failures and allows for more installation options.

Part #	Description
80-911-0011-00	Switch Control Interface with seal
80-911-0012-00	Switch Control Interface only

Switch Control Interface (SCI)
Single switch position can control multiple OI channels
Attaches to switch panels via custom SCI cable
Multiple SCI switches can control single OI channel
Output for backlighting of switch labels (dimnable)
Outputs systems on and function/fault codes to systems on LED of switches (dimnable)
Choice of push button or rocker style switch
Dimensions (HxWxD): 3.94" x 6.14" x 1.65" (100x156x42mm)
IPX5 water ingress protection
Programmable switch types
8 inputs per module (16 individual controls)
Sequential button press functionality
Choice of push button or rocker style switch

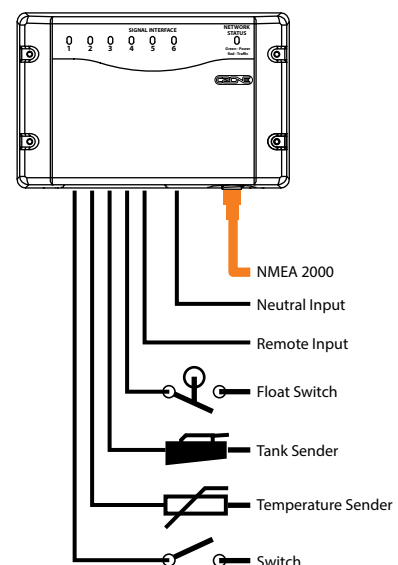


# Signal Interface (SI)

The Signal Interface connects the CZone system to your external sensors, alarms and switching devices. The SI allows intelligent, automated operation of circuits depending on the state of the input.

Part #	Description
80-911-0013-00	Signal Interface with seals, connector
80-911-0014-00	Signal Interface only

Signal Interface (SI)
Accepts inputs from traditional switch types being used to control outputs
Accepts inputs from switches to trigger alarm i.e. high water float switch
Accepts inputs from industry-standard tank senders (0-5V, 10-180 Ohm, 240-33 Ohm)
Accepts inputs from general voltaic or resistive signals, can be used for controlling outputs or to display a physical position i.e. show a hatch is partially open
LED status indicators for each input
Dimensions (HxWxD): 3.94" x 6.14" x 1.65" (100x156x42mm)
IPX5 water ingress protection
Outputs standard NMEA 2000 fluid, temperature and pressure sentences
Resistive input range 0-1000 Ohms
Voltage sensing input range 0-34V DC



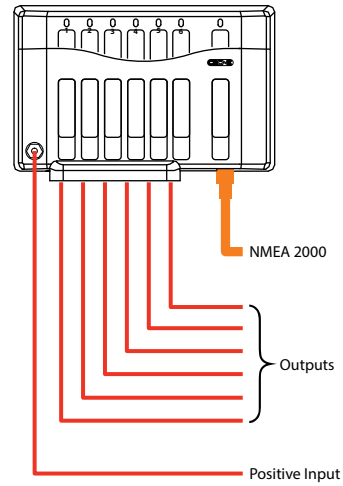
# Output Interface (OI)

The Output Interface provides an intelligent replacement for traditional circuit breaker and fuse panels. It has six high power, robust output channels which provide the power supply, control and fusing for a circuit as well as integrating many other features such as timers and dimmers. Connection to the unit is simple: a large 6-way plug allows connections to cables of up to 16 mm<sup>2</sup> (6 AWG) in size, or multiple smaller conductors. No need for specialized crimp terminals and expensive crimp tools to be carried for terminations to CZone, just a blade screwdriver. A protective flexible boot offers protection to the connections from harsh environment conditions.



Part #	Description
80-911-0009-00	Output interface with connector and protective boot
80-911-0010-00	Output interface only

Output Interface (OI)
4 levels of backup fusing including manual override (as required by ABYC)
Multiple channels can be bridged together to offer higher current switching
Power consumption 12V: 85 mA
Dimensions (HxWxD): 5" x 7.87" x 1.75" (128 x 200 x 45mm)
Small, non-metallic, easy to install case
IPX5 water ingress protection
6 x 20A circuits
Programmable software 'fuse' sizes
CE, ABYC, NMEA 2000, ISO8846/SAEJ1171 ignition protected



## Output Interface Parts

- 1** Fuses for emergency circuit bypass
- 2** Network status indicator
- 3** NMEA 2000 connector
- 4** Connector and protective boot



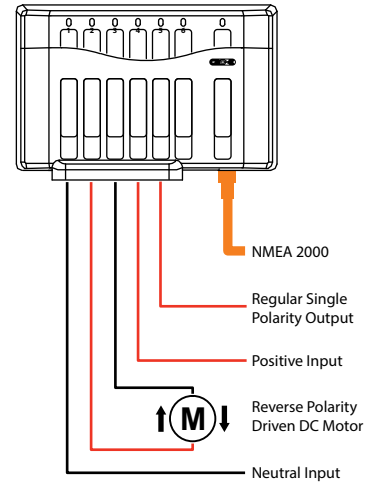


# Motor Output Interface (MOI)

The Motor Output Interface has an output pair for controlling DC motors which require a reversal of polarity to change the direction of their mechanical operation. For example, a DC motor for an electric window mechanism will move the window up or down depending on the polarity of the feed to the motor. The MOI also incorporates two standard output channels as found on the OI.

Part #	Description
80-911-0007-00	Motor Output Interface with connector and protective boot
80-911-0008-00	Motor Output Interface only

Motor Output Interface (MOI)
Single motor control and two normal channels per unit, 20A per output
Built-in circuit protection
IPX5 water ingress protection
Dimensions (HxWxD): 5" x 7.87" x 1.75" (128 x 200 x 45mm)
CE, ABYC, NMEA 2000, ISO8846/SAEJ1171 ignition protected

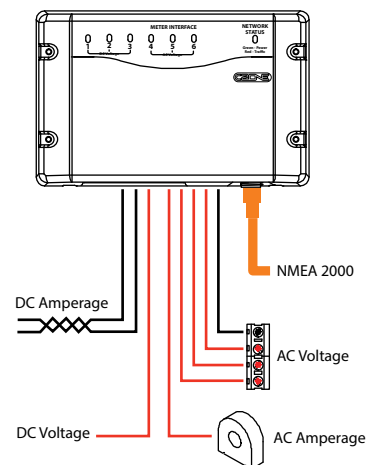


# Meter Interface (MI)

The Meter Interface accepts inputs from external AC and DC power metering sensors such as: AC and DC voltage and amps, AC kWatts, and DC battery capacity in amp hours and percentage remaining. All with user definable high and low alarms.

Part #	Description
80-911-0005-00	Meter Interface, with seal and plug
80-911-0006-00	Meter Interface only

Meter Interface (MI)
<b>General</b>
Dimensions (HxWxD): 6.14" x 3.94" x 1.65" (156 x 100 x 42mm)
IPX5 water ingress protection
Outputs standard NMEA 2000 power monitoring sentences
<b>AC</b>
3 x AC voltage inputs (multi voltage)
2 x AC current inputs
Calculates true RMS power
<b>DC</b>
3 x DC voltage inputs (multi voltage)
2 x DC current inputs
Calculates battery capacity as ampere hours and percentage charge remaining
Resolution for current metering down to 0.1A



# CZone® AC Output Interface (ACOI)

Simplify the way you network, monitor and control onboard AC circuits. The AC Output Interface does it all and provides circuit protection for all onboard AC devices. It is easy to install, configure and operate the digital control system with pre-wired components for quick connections. This gives you a customizable solution to suit unique installation and application needs, including 'night running' or 'at anchor' as well as control at multiple locations. It has eight outputs (up to 50A each), supports multiple pole designs and multiple separate buss feeds. To make it easy, status LEDs and manual bypass are located right at the enclosure.

ACOI is a custom ordered product. Each Customer's ACOI will vary based on their requirements. Contact your account manager for requirements.

AC Output Interface (ACOI)
Circuit status and run current displayed for each circuit
Customizable to suit installation requirements
Pre-wired for quick connection
Staggered start up of loads
110V, 240V, 110/220V
Supports multiple pole designs, i.e. double, triple, four pole
Utilizes standard DIN rail mounted components for circuit protection and control
Can support two separate buss feeds (i.e. 2 load groups) in one box
Delay before circuits come on to allow generators to come up to speed
Provides circuit protection and control
Status LEDs at enclosure
Manual bypass at enclosure
Provision for MCB/RCDs
Timers
50 or 60 Hz



## ACOI Standard

- 8 x 50A relays protected with 10A MCB's
- Pre-wired
- Current monitoring on each channel
- IPX5 enclosure
- Dimensions (HxWxD):  
17" x 10.8" x 7.3" / 430 x 276 x 186mm

**Part # 80-911-0069-00** This part number will change. This should only be used for quoting purposes.



## ACOI Dinrail Mount

- 8 x 50A relays
- Fitted with 600 mm tails
- Cost effective solution, own enclosures and MCB's can be sourced
- Current monitoring on each channel
- Dimensions (HxWxD):  
3" x 6.3" x 2.4" / 77 x 160 x 60mm

**80-911-0096-00** Black tails (US)

**80-911-0082-00** Brown tails (APAC/Europe)

# CZone® AC Mains Interface (ACMI)

A sophisticated source selector or transfer switch, the AC Mains Interface enables the user to specify which AC power source is actively supplying power to the ship (generator, inverter, or shore power). Developed for use with the CZone digital control system, but may also be used as a stand-alone device. The ACMI can be programmed to automatically change the supply source when the current rating is exceeded, and includes a manual override and user-friendly display screen that ensures easy current, voltage, frequency, and power monitoring. Other features include six monitored, over-current protected main power inputs of up to 100A each, as well as two outputs, which enables two separate load groups and a parallel option for use with a single source. To simplify installation, the ACMI comes pre-wired for easy installation.



ACMI is a custom ordered product. Each Customer's ACMI will vary based on their requirements. Contact your account manager for requirements.

AC Mains Interface (ACMI)
6 Source inputs up to 125A (eg. 2x shore power, 2x generator)
Monitoring of channel status (on/off/fault)
Provides circuit protection and control
Manual override at enclosure and via remote panel
Customizable to suit installation requirements
Supports multiple pole designs, i.e. double, triple, four pole
110V, 240V, 110/220V
IPX5 enclosure
Utilizes standard DIN rail mounted components for circuit protection and control
Current, voltage, frequency and power monitoring incorporated (six channels)
Physical and software lockouts between source controls (prevents two sources from becoming connected)
Reverse polarity and bad power supply alarms including auto disconnect and lockouts
2 Outputs (load groups), allows for two separate load groups with parallel option for use with single source
Auto changeover (non-seamless)
Provision for RCD's
Load shedding
Status LEDs at enclosure
Pre-wired for quick connection
Timer controls
50 or 60 Hz

## ACMI Standard


- Three (3) Inputs—1x 16A Shore Power, 1x 32A Shore Power, 1x 50A Generator with Parallel
- Two (2) Load Groups—40A
- 230V AC 50Hz
- Current, voltage, frequency and power monitoring incorporated
- Manual override panel on enclosure
- Dimensions (HxWxD):  
17" x 21.3" x 7.3" / 430 x 540 x 186mm

**Part # 80-911-0068-00** This part number will change. This should only be used for quoting purposes.



420 Outrage

# | Accessories.



# NMEA 2000 Network Components



## Single Tee Connector

Connects a single device into the NMEA backbone.

Part # 80-911-0029-00



## 2 Way Tee Connector

Connects multiple devices into the NMEA backbone.

Part # 80-911-0047-00



## 4 Way Tee Connector

Connects multiple devices into the NMEA backbone.

Part # 80-911-0048-00



## Terminating Resistors

Use at either end of the NMEA backbone to complete the network. Each network must have a male and female terminator.

Part # 80-911-0031-00 Male

Part # 80-911-0030-00 Female



## 90° Elbow Connector

Space saving connector for modules, displays and cabling connections.

Part # 80-911-0046-00



## Power Isolator

Used for isolating power between two independent NMEA 2000 networks.

Part # 80-911-0137-00



## Power Cable

Provides power to the NMEA 2000 network. 18 AWG/0.8mm<sup>2</sup> conductors meet ABYC/CE standard for minimum conductor size plus add connection to protect the network from electromagnetic interference.

Part # 80-911-0028-00 3.2 ft 1 m



## Backbone Cable

Special low volt drop Backbone Cable ensures ultimate reliability for your NMEA 2000 network.

Part #	80-911-0026-00	1.6 ft	.5 m
Part #	80-911-0027-00	6.5 ft	2 m
Part #	80-911-0024-00	16 ft	5 m
Part #	80-911-0210-00	26.3 ft	8 m
Part #	80-911-0025-00	32 ft	10 m



## Drop Cable

Thinner, more flexible Drop Cables connect individual devices to the NMEA 2000 network. New 3 ft/1m length adds convenience.

Part #	80-911-0116-00	1.6 ft	.5 m
Part #	80-911-0117-00	3.2 ft	1 m
Part #	80-911-0118-00	6.5 ft	2 m
Part #	80-911-0211-00	9.8 ft	3 m
Part #	80-911-0212-00	13.1 ft	4 m
Part #	80-911-0115-00	16 ft	5 m
Part #	80-911-0213-00	19.7 ft	6 m



### Through Bulkhead Adaptor

For use on the backbone to transition through a waterproof bulkhead or can be used to connect removable equipment such as a computer interface.

- NMEA 2000 Network

Part # 80-911-0052-00



80-911-0054-00

80-911-0053-00

### Field Serviceable Connectors

For terminating bare NMEA cable.

- NMEA 2000 Network

Part # 80-911-0054-00 Male

Part # 80-911-0053-00 Female



80-911-0050-00

80-911-0051-00

### Blanking Caps

Protects unused Tee Connector from dust and water.

Part # 80-911-0050-00 Male

Part # 80-911-0051-00 Female

## Terminal Blocks, Glands, Seals, & Hole Plugs



### Cable Gland, MI

- Silicone

Part # 80-911-0033-00



### Cable Gland for SCI

- Silicone


Part # 80-911-0035-00



### Cable Gland SI


- Silicone

Part # 80-911-0036-00



### Terminal Block OI/MOI, 6 Way

Part # 80-911-0041-00



### Terminal Block for MI, 6 Way

Part # 80-911-0042-00



### Terminal Block SI/MI, 8 Way

Part # 80-911-0043-00



### Seal Boot for OI/MOI, 6-Wire

- Black silicone

Part # 80-911-0034-00



### Hole Plugs

- 3.2 mm for MI and SI cable glands
- 5 mm for SCI cable glands

Part # 80-911-0016-00 3.2 mm

Part # 80-911-0017-00 5 mm

## RV-C Cabling

RV-C specific cabling and adapters will work with existing and future CZone products with the aim of reducing the overall network cost for RV builders. RV-C cables service the increased demand of CZone installations in the RV market and offers RV builders an alternative to NMEA 2000 & Cable networks in applications where waterproofing is not required. RV-C is a CAN based communication profile for recreational vehicles.

*RV-C Cabling is for RV applications ONLY*



### RV-C Terminator

- This standard RV-C connector provides termination resistance for one end of the backbone of the network.

Part # 80-911-0207-00



### RV-C 4-Way Tee

- Connects RV-C drop cables and backbone cables.
- Multiple drop cables to be connected without additional backbone cable.
- RV-C approved. Universal and compatible with other RV-C cabling products.

Part # 80-911-0206-00



### RV-C to NMEA 2000 Drop Cable

Part # 80-911-0202-00 3.2 ft 1 m

### NMEA 2000 to RV-C Drop Cable

Part # 80-911-0208-00 3.2 ft 1 m

Part # 80-911-0209-00 6.5 ft 2 m

### RV-C to RV-C Backbone Drop Cable

Part # 80-911-0241-00 1.6 ft .5 m

Part # 80-911-0242-00 3.2 ft 1 m

Part # 80-911-0243-00 6.5 ft 2 m

Part # 80-911-0244-00 16 ft 5 m

Part # 80-911-0245-00 26.3 ft 8 m

### RV-C Power Isolator Cable

Part # 80-911-0247-00 3.2 ft 1 m

### RV-C Power Cable

Part # 80-911-0246-00 3.2 ft 1 m


## Control 1, COI & DSB Accessories

Accessories & spares for Control 1, Combination Output Interface (COI) and Digital Switch Breakout (DSB).



### COI Cable Cover

Part # 80-911-0123-00



### COI/Control 1 Deutsch Connector Kit

Part # 80-911-0131-00



### Deutsch HDT-48-00 Crimp Tool

Part # 80-911-0133-00



### COI to DSB Cable, 5m

Part # 80-911-0129-00

## CZone® Smart Harnesses

### 2 & 3 Module Smart Harness

CZone utilizes the industry standard NMEA 2000 Network for its communication protocol. The new 2 & 3 Module Smart Harnesses replace the need for a complete network backbone in a small system, meaning a robust, simpler and more cost-effective installation. The Smart Harness is designed for Contact 6 PLUS, but can also be fitted independent to any CZone installation where a small network comprising 2 or 3 devices is required.

- All in one smart-harness for straight forward plug and play installation
- 3 Module Smart Harness connects two 6-button Waterproof Keypads to the Contact 6 PLUS Module
- Not required when connecting to NMEA 2000 Network



80-911-0171-00

80-911-0172-00



## Touch 10 Accessories



### Spare Power Cable

Supplies power for Touch 10 display

- 2 pin, 6.5 ft (2 m)

Part # 80-911-0032-00

## Touch 7 Accessories



### Mounting Bracket Kit

Part # 80-911-0201-00



### 1M NMEA 2000 Drop Cable

Part # 80-911-0202-00



### Power Connector

Part # 80-911-0203-00

## Touch 5 Accessories



### Sun Cover

Part # 80-911-0132-00



### Bezel

Part # 80-911-0147-00



### NMEA/Power Cable

Part # 80-911-0148-00

## Contact 6 Accessories



### Cable Gland

Part # 80-911-0145-00



### Plug pack

Part # 80-911-0144-00

## Contact 6 PLUS Accessories

### Connector & Seal Kit

This kit contains additional or replacement parts suitable for the Contact 6 PLUS Module (80-911-0160-00).

- 1x 6-position Phoenix Plug (with screws)
- 1x Gumboot Seal

Part # 80-911-0179-00



# CZone® Waterproof Keypads

- IPX7 waterproof low profile keypads
- Status LEDs with blown fuse fault indication
- Dimmable RGB circuit back lighting
- Available in portrait or landscape with 3 mounting options—front, rear and flush mount
- Easy to install with a single plug connection



**80-911-0162-00**  
6-way landscape



**80-911-0165-00**  
12-way landscape



**80-911-0163-00**  
6-way portrait



**80-911-0164-00**  
12-way portrait

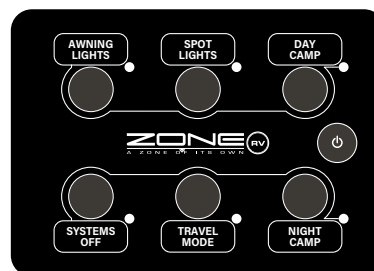
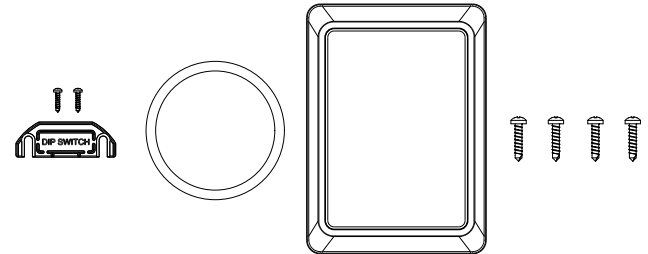
## Custom Keypad Label Options

CZone waterproof keypads can be customized to suit any installation environment. From simple circuit labels to 100% customizable overlays. Custom graphical overlays can be designed to mimic the panels they will be mounted into, making the waterproof keypads seamlessly integrate into any installation. Editable templates will be provided to OEM's so their graphic designers have the exact dimensions and button layout.

Contact your CZone agent for instructions on how to order keypads with custom overlays.

## Waterproof Keypad Spare Parts Kit

- Part # 80-911-0174-00 6-way
- Part # 80-911-0175-00 12-way



## Keypad Set Labels Options

Refer to page 55.

# Network Interfaces

## CZone® Network Bridge Interface

For isolating sections of an NMEA 2000 network to decrease standby current draw. Isolation when bridging between two CAN networks, (eg connecting CZone to Simrad Simnet). For expansion of the NMEA 2000 network when the maximum node limit for the network has been reached (node = any device connected to the NMEA 2000 network). Once fitted, 40 additional nodes can be added.

Part # 80-911-0057-00



## MASTERVOLT

### CZone®-MasterBus Bridge Interface

The CZone MasterBus Bridge Interface physically connects the MasterBus and CZone networks together, enabling the two networks to communicate and act as one. This provides seamless control and monitoring of Mastervolt power electronics from CZone displays or partner products.

#### Features:

- Control of Mastervolt inverters and chargers from CZone displays, switches or integrated products
- Display MasterBus acquired systems information such as tank and power levels on CZone displays
- Transfer of alarms between both systems

Part # 80-911-0072-00



Dimensions (hxwxd)	2.7" x 2.7" x 2" / 69 x 69 x 50 mm
Weight	0.32 lb / 145 g
Protection	IP65
Includes	Cable adapter, Terminator, User's manual

## MASTERVOLT

### Wireless Interface

Wireless monitoring and control of onboard systems from your tablet. Allows your tablet to interface with an onboard digital control and monitoring system for full monitoring and control of the electrical equipment via a clear and intuitive display. The interface acts as a hub for the seamless connection between MasterBus and CZone.

- Part # 80-911-0090-00 Wireless Interface
- Part # 80-911-0095-00 WI MasterBus connector (required for MasterBus connection)



## Push Button Switches & Accessories



### Push Buttons

For use with CZone systems only (3.5V)

- Momentary and latched actuation options available
- Blue and red circuit status indication LED options
- 19 mm mounting hole
- IP67 environmental protection
- Stainless Steel components
- Maximum 5 amps each

<b>Part # 80-911-0060-00</b>	Momentary (ON)OFF	red LED
<b>Part # 80-911-0063-00</b>	Latching ON/OFF	red LED
<b>Part # 80-911-0062-00</b>	Momentary (ON)OFF	blue LED
<b>Part # 80-911-0061-00</b>	Latching ON/OFF	blue LED

### Push Button Cable Assembly

Suitable for Switch Control Interface (SCI) and Digital Switch Breakout (DSB) compatible with push buttons.

<b>Part # 80-911-0085-01</b>	.5 meter
<b>Part # 80-911-0086-01</b>	1 meter
<b>Part # 80-911-0087-01</b>	2 meter
<b>Part # 80-911-0088-01</b>	5 meter
<b>Part # 80-911-0089-01</b>	8 meter

## Rocker Switches & Accessories



### Custom Rocker Switches

Red or blue systems in operation and backlighting LED's.

<b>Part # 80-911-0037-00</b>	ON/OFF	red LED
<b>Part # 80-911-0038-00</b>	mom ON/OFF	red LED
<b>Part # 80-911-0039-00</b>	ON/OFF/ON	red LED
<b>Part # 80-911-0040-00</b>	mom ON/OFF/mom ON	red LED
<b>Part # 80-911-0066-00</b>	mom ON/OFF	blue LED
<b>Part # 80-911-0071-00</b>	mom ON/OFF/mom ON	blue LED

### Rocker Switch Cable Assembly

Suitable for Switch Control Interface (SCI) and Digital Switch Breakout (DSB) compatible with rocker switches.

<b>Part # 80-911-0018-00</b>	.5 meter
<b>Part # 80-911-0019-00</b>	1 meter
<b>Part # 80-911-0020-00</b>	2 meter
<b>Part # 80-911-0021-00</b>	3 meter
<b>Part # 80-911-0022-00</b>	4 meter
<b>Part # 80-911-0023-00</b>	5 meter

### Contura and Rocker Switch Mounting Brackets

- Mount multiple Contura or Rocker style switches in one opening
- Provides a neat, finished appearance on dash or panel surfaces



**1001718**  
Plug



**1001717**  
Single



**1001703**  
End (L or R)



**1001702**  
Double



**1001701**  
Triple (plug included)

# Misc Accessories



## CZone® Wireless Remote Kit

Simple to set up, wireless remote control. Buttons are configurable for momentary on or latching control of circuits.

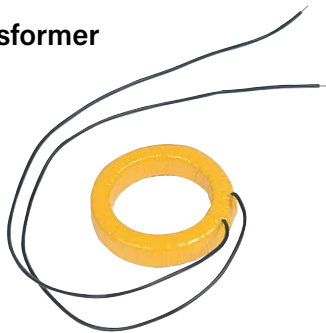
- 250 ft (80 m) operating range
- Kit includes two key fobs and a receiver box
- Rolling code
- Key fob available separately (80-911-0070-00)

**Part # 80-911-0045-00**

## Heavy-duty Current Transformer

- Maximum current 150A AC
- CT-HD is available for systems with large mains cables, too large for CT-10-3 (ordered separately)
- CT-HD dimensions: Ø 1.85 x 0.4" (Ø 47 x 10.5 mm)
- Hole size: 1.25" (32 mm)

**Part # CT-HD**



## AC Transducer

- Includes 3 voltage transformers for up to 3 voltage inputs
- 2.75" x 5.5" x 2" (69 x 140 x 50 mm)
- Used for AC voltage measurement


**Part # AC-VSEN-4**



## DC Current Shunt

- 450A / 50 mV shunt supplied with 80-600-0021-00
- 3.25"L x 2.8"W x 2.75"H (83L x 45W x 44H mm)

**Part # LB-450-50**



## Current Transformer

- Maximum current 150A AC
- One CT-10-3 current transformer is supplied with ACSM. If a twin line system is in use, a second CT must be ordered.
- Dimensions: 1.5" x 1.55" x .55" (37.5 x 39.2 x 13.7mm)
- Hole size: 0.5" (12mm)

**Part # CT-10-3**



## Surge Protection Module

Protect your electronics from becoming damaged by harmful high voltage spikes. When fitted to the battery supply these modules look for sudden increases in voltage then switch into protection mode to absorb and suppress the high energy spike.

**Part # 80-707-0004-00 12V DC**

**Part # 80-707-0005-00 24V DC**



## MASTERVOLT

### USB to CAN Adapter

Connects PC to the CZone network for configuration and system set up.

*Note: Mastervolt USB Interface now compatible with CZone configuration tool.*

**Part # 77030100**



## MASTERVOLT

### Mastervolt-CZone® Drop Cables

Adapter cable for connecting Mastervolt devices with CZone support to the CZone or NMEA 2000 network.

**Part # 77060050 0.5 m**

**Part # 77060100 1 m**

**Part # 77060200 2 m**

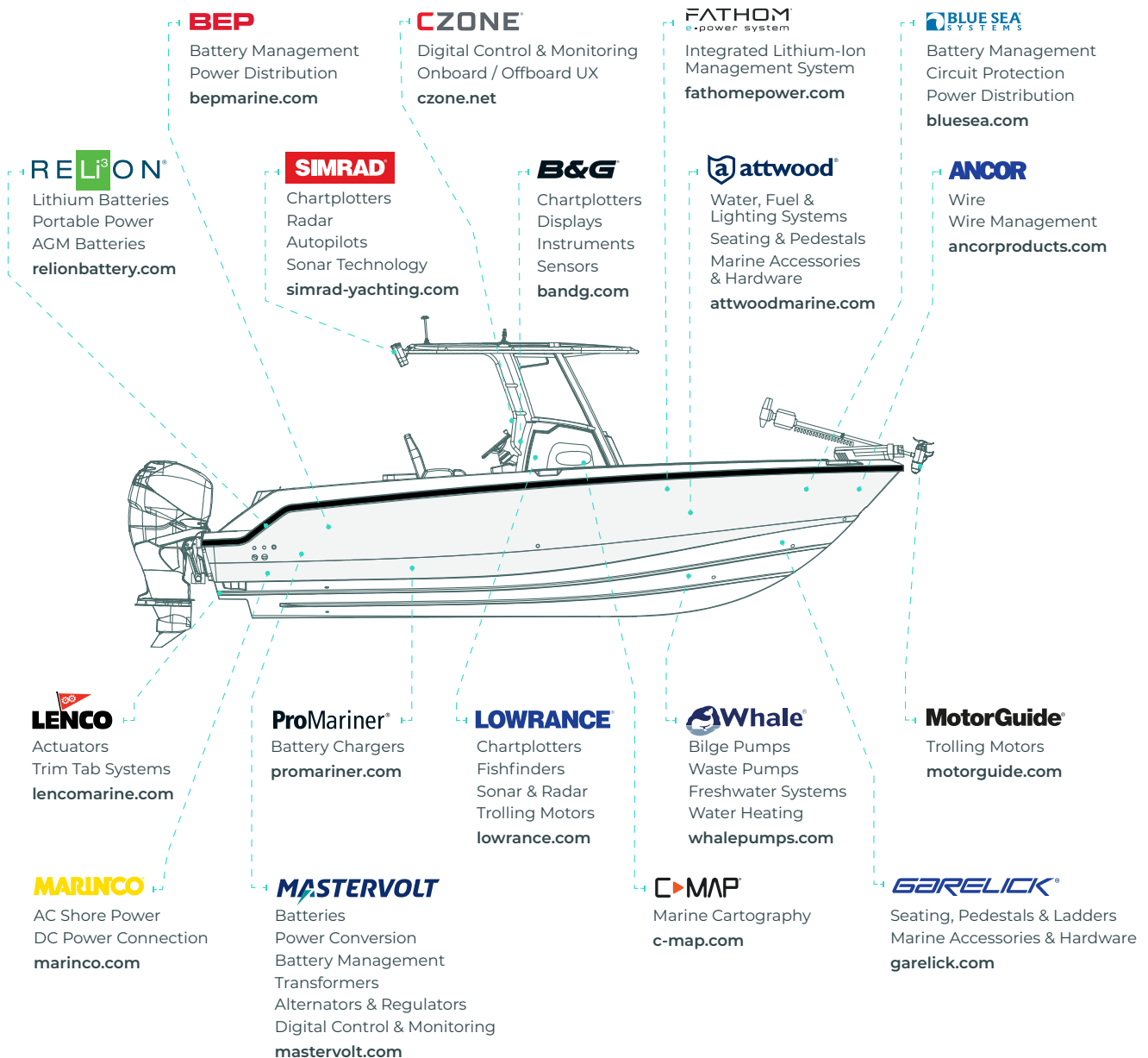
**Part # 77060500 5 m**



# NAVICO GROUP

## TAKING YOU FURTHER

Navico Group is the world's leading supplier of integrated systems and products to industries ranging from marine to recreational vehicle and beyond. We offer an unmatched portfolio comprised of industry-leading brands in power management, digital control & monitoring, networked devices and marine electronics.



See how far our innovations can take you at [Navico.com](http://Navico.com)

# Keypad Label Sets

## SET-KEYPAD-1

ACC	COURTESY LIGHTS	FISHING LIGHTS	MODE 1	RAW WATER	TRIM TABS
AERATOR	CUP HOLDER	FLOOD LIGHTS	MODE 2	SOUNDER	TROLLING MOTOR
ANCHOR LIGHT	DC OUTLETS	FLYBRIDGE	NAV LIGHTS	SPARE 1	TUNA TUBES
AUTO PILOT	DECK LIGHTS	FRESH WATER	NAV/ANC LIGHTS	SPARE 2	U/WATER LIGHTS
BAITWELL	DECK WASH	GPS	ON/OFF	SPOT LIGHTS	UP
BILGE PUMP 1	DOCKING LIGHTS	HORN	PORT LIGHTS	SPREADER LIGHTS	VHF
BILGE PUMP 2	DOWN	INST. LIGHTS	PUMP 1	STBD LIGHTS	WASH DOWN
BLOWER	DOWN RIGGER	INVERTER	PUMP 2	STEREO	WASHER
CABIN LIGHTS	ELEC- TRONICS	LIGHTS	PUMPOUT	TIMER	WINCH
COCKPIT LIGHTS	ENGINE ROOM	LIVWELL	RADIO	TOILET	WIPERS

## SET-KEYPAD-2

12V	BILGE PUMP STBD	EXTRACT	HEAD LIGHT	MASTER HEAD	SHOWER FAN
24V	BLACK WATER	FAN	HEADSET	MASTER LIGHTS	SPOT LIGHT
AFT LIGHTS	BOOM LIGHT	FLIR	INST.	MID LIGHTS	START STOP
ANCHOR DOWN	BRIDGE LIGHTS	FOREDECK LIGHT	INTERIOR LIGHTS	NIGHT LIGHTS	STEP
ANCHOR UP	CABIN AFT	FREEZER	LAZARETTE LIGHTS	ON/OFF	TOILET FAN
AUXILIARY	CABIN FWD	FRIDGE	LIGHTS	OVERHEAD LIGHTS	TOILET LIGHTS
BILGE PUMP AFT	CABIN PORT	FWD LIGHTS	LIGHTS	PANEL LIGHTS	TRANSOM LIGHTS
BILGE PUMP FWD	CABIN STBD	GALLEY LIGHTS	LOCKER LIGHTS	RIDING LIGHT	TRI LIGHT
BILGE PUMP MID	CHART PLOTTER	GYRO	MAST HEAD LIGHTS	SAILING LIGHTS	VENT
BILGE PUMP PORT	DINING LIGHTS	HEAD FAN	MASTER CABIN	SALOON LIGHTS	WATER MAKER

## SET-KEYPAD-3

↑	BOW LIGHTS	GALLEY LIGHTS	PORT	START	TOILET LIGHTS
↓	CAMERA	HOLDING TANK	PORT CNTR ENGINE	STBD	USB PORTS
←	CENTER ENGINE	HOUSE	PORT ENGINE	STBD CNTR ENGINE	WIPER PORT
→	COLOR	HYDRAULICS	PORT LIGHT	STBD ENGINE	WIPER MID
AERATE	COMPASS LIGHT	LPG CONTROL	PUMP	STBD LIGHT	WIPER STBD
AIS	EFFECT	MACERATOR	RADAR	STOP	ZONE 1
AUTO MANUAL	ELEC. REELS	MFD 1	RECIRC	SYSTEMS OFF	ZONE 2
AUX	FAN	MFD 2	SEARCH LIGHT	SYSTEMS ON	DOCK MODE
BLOWER 1	FLUSH	NAV/ANC	SHOWER LIGHT	TANK	FISH MODE
BLOWER 2	FRIDGE FREEZER	PARALLEL	STABILIZER	TELEMETRY	RUNNING MODE

## SET-KEYPAD-RV

A/C	BED LIFT	ENSUITE LIGHTS	KITCHEN LIGHTS	ROOF VENTS	STEP LIGHT
ANTENNA DOWN	BED LIGHTS	EXTERIOR LIGHTS	LOCKER LIGHTS	SATELLITE	STEREO
ANTENNA POWER	BENCH LIGHTS	FRESH WATER	LOUNGE LIGHTS	SHOWER FAN	STOARAGE MODE
ANTENNA UP	BOX LIGHTS	FRIDGE	MAIN WATER	SLEEP MODE	TOILET TRANSFER
AWNING IN	CABIN FANS	FRONT TOOL BOX	NIGHT MODE	SLIDE OUT IN	TRAVEL MODE
AWNING LIGHT	CABIN HEATER	GREY WATER	OUTDOOR POWER	SLIDE OUT OUT	TUNNEL LIGHT
AWNING LT D/S	CAMP MODE	HEATER	OVERHEAD LIGHTS	SPOTLIGHT FRONT	TUNNEL POWER
AWNING OUT	CELING LIGHTS	JACK DOWN	RANGE HOOD	SPOTLIGHT REAR	TV/DVD
BATH LIGHT	DC ACC.	JACK UP	READING LIGHTS	STEP DOWN	USB PORTS
BBQ	DOWN LIGHTS	KICK PANEL LIGHTS	REAR BOX LIGHTS	STEP UP	WATER PUMP



LET CZONE DO THE THINKING

**Americas**

N85 W12545 Westbrook Crossing  
Menomonee Falls, WI 53051 USA  
p 800.307.6702

**Asia Pacific**

42 Apollo Drive  
Rosedale, Auckland 0632  
New Zealand  
p +64.9.415.7261

**Europe, Middle East & Africa**

Snijdersbergweg 93  
1105 AN Amsterdam  
The Netherlands  
p +31(0)20 34 22 100

[tech.mastervolt@oneasg.com](mailto:tech.mastervolt@oneasg.com)

**NAVICO**  
GROUP

CZN\_CAT\_003\_0722

FSC  
Details

(added by  
printers)